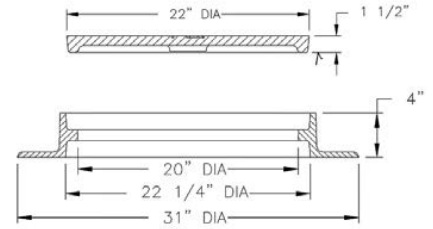


1150 FRAME & COVER

Medium duty
For 12" sewer pipe bell

Options
Adjusting risers
Grates

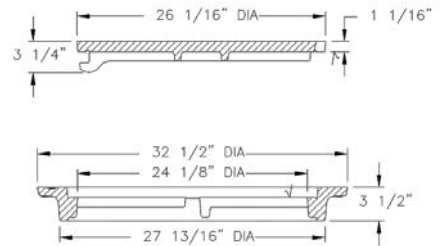


Type M Flat Grate
Approx. 40 sq. in.
open area

Type N Oval Grate
Approx. 50 sq. in.
open area
2" height above frame

1154 FRAME & COVER

Heavy duty
Machined bearing surfaces
"Turn and Lock" feature is standard
Options
7" height base flange frame



1154 Frame Heights

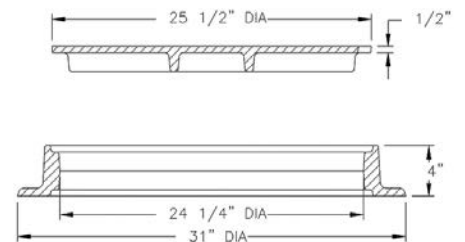
Frame Type	Frame Height
1154Z1 TF	3 1/2
1154Z2 BF	7

Note: All dimensions are in inches.

1155 FRAME & COVER

Light duty (Non-traffic)

Options
Special lettered covers
"DUMP NO WASTE!" lettering



Supplied By:



877-903-7246

www.trenchdrainsupply.com

